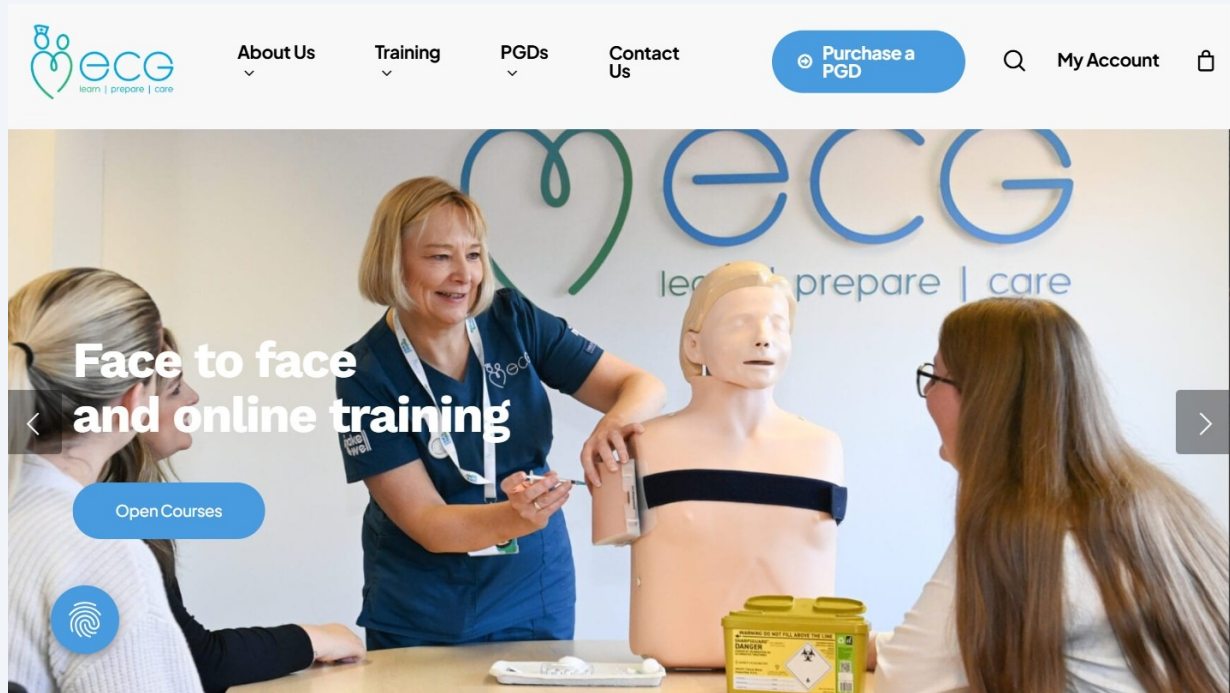


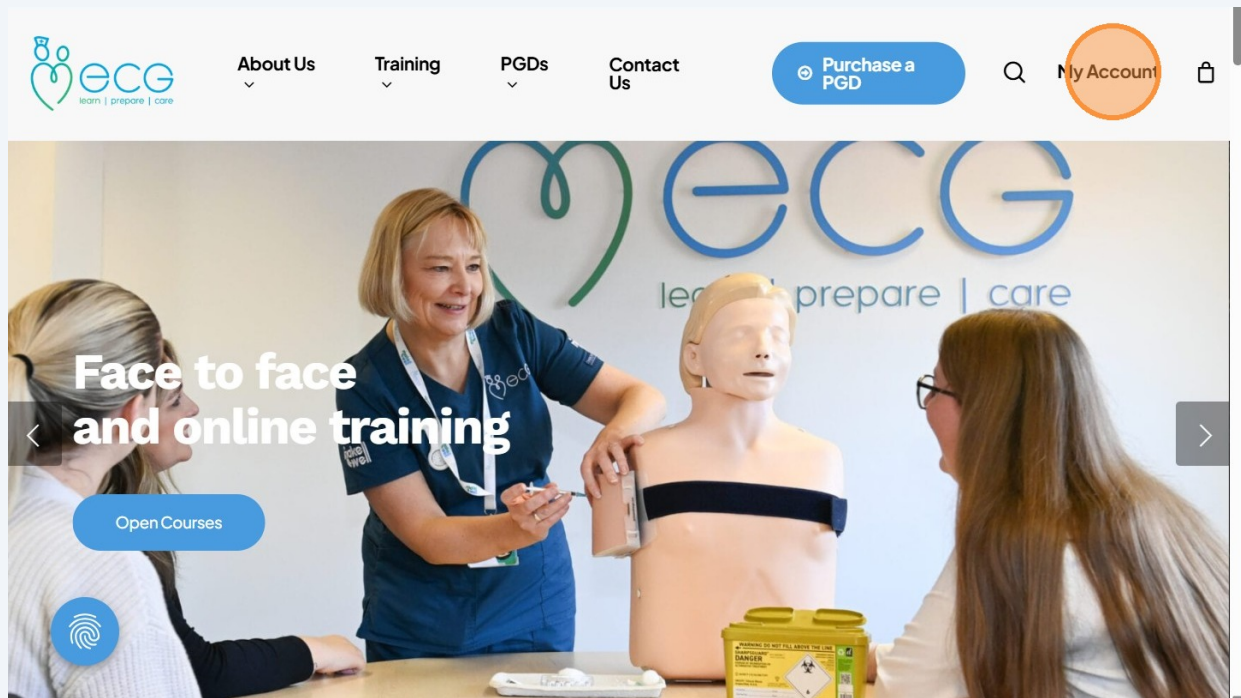
Where To Find Your PGD Expiry Date

1

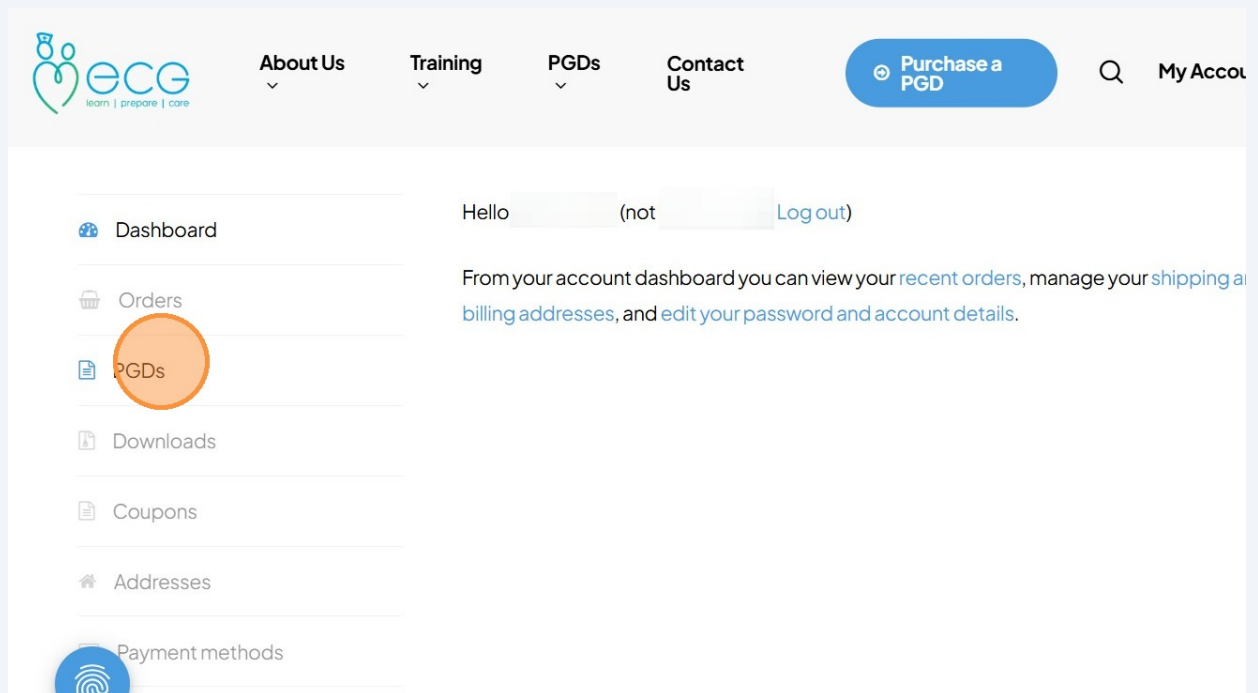
Navigate to <https://ecgtraining.co.uk/> or <https://npa.ecgtraining.co.uk/> (depending on the source of your order of the PGD)



2 Click 'My Account'



3 Click "PGDs"



4 You will visibly see your PGD expiry date next to the relevant PGD

The screenshot shows the ECG website dashboard. The top navigation bar includes the ECG logo, 'About Us', 'Training', 'PGDs', 'Contact Us', a 'Purchase a PGD' button, a search icon, and 'My Account'. The left sidebar contains links for Dashboard, Orders, PGDs, Downloads, Coupons, Addresses, and Payment methods. The main content area displays a table of PGD orders:

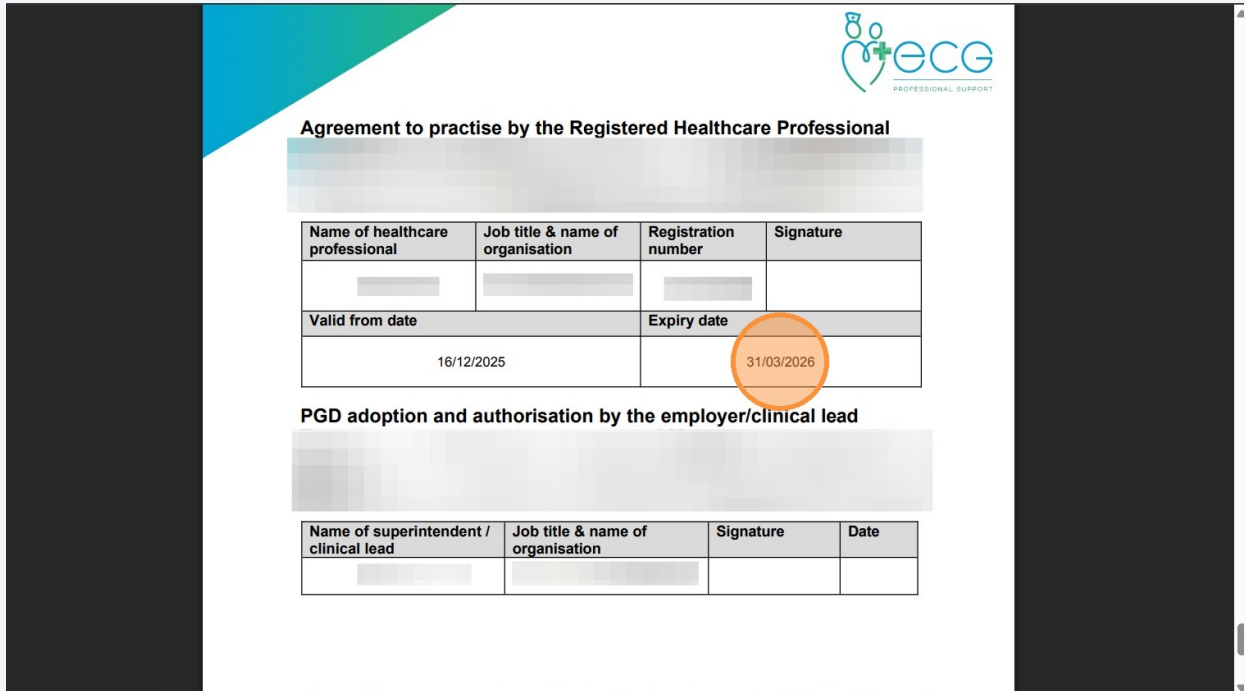
PGD	Expires	
Order # [redacted] : Influenza Vaccine 2025/26 PersonName=TEST RegNo=00000000	March 31, 2026	Download As PDF
Order # [redacted] : Treclin (Acne)	December 31, 2026	Download As PDF
Order # [redacted] : Tamiflu	December 31, 2026	Download As PDF
Order # [redacted] : Acne	December 31, 2026	Download As PDF
Order # [redacted] : Haemorrhoids	November 30, 2026	Download As PDF
Order # [redacted] : Altitude Sickness	November 30, 2026	Download As PDF

5 Another way to view your expiry date is to click "Download as PDF"

This screenshot is similar to the previous one, showing the ECG website dashboard. The top navigation bar and sidebar are identical. The main content area displays the same table of PGD orders. In this view, the 'Download As PDF' button for the first order (Influenza Vaccine 2025/26) is circled in orange, indicating that clicking this button provides another way to view the expiry date.

6

And scroll to the final page on your PGD document. *If you placed an order for your PGD prior to April 2025, or did not place your order via the website - this is the sole place you will find your PGD expiry date.*



The screenshot shows a document page with a blue and green diagonal header on the left and the ECG logo in the top right corner. The logo consists of a heart with a plus sign and the text 'ECG PROFESSIONAL SUPPORT'. Below the logo, the section is titled 'Agreement to practise by the Registered Healthcare Professional'. This section contains a table with four columns: 'Name of healthcare professional', 'Job title & name of organisation', 'Registration number', and 'Signature'. The first three columns have greyed-out placeholder text. Below this table is another table with two columns: 'Valid from date' and 'Expiry date'. The 'Valid from date' cell contains '16/12/2025' and the 'Expiry date' cell contains '31/03/2026', which is highlighted with an orange circle. Below this is the section 'PGD adoption and authorisation by the employer/clinical lead', followed by another table with four columns: 'Name of superintendent / clinical lead', 'Job title & name of organisation', 'Signature', and 'Date'. The first two columns have greyed-out placeholder text.